

## Exercise

### Trafficable Creek Crossing Exercise

1

Centre for Environmental Training cet



## Introduction

- Working in small groups apply the principles of good E&SC practice to a 'common' field situation
- How would you best apply recommended procedures to the construction of a culvert crossing of a watercourse?
- Annotate the sketch plan to outline the installation stages and measures you would use

3

Centre for Environmental Training cet

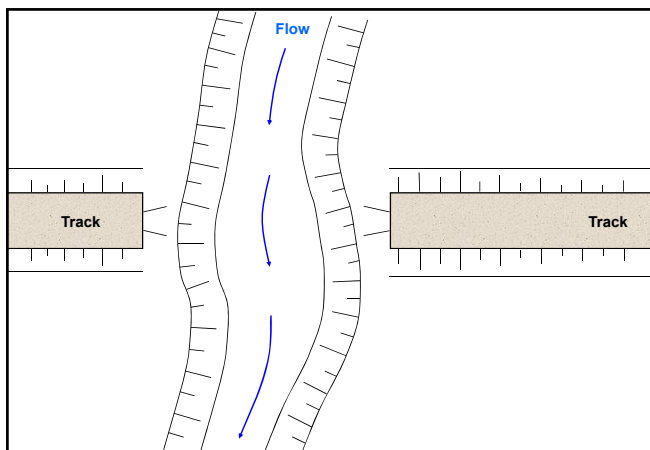
## Objectives

Attempt to minimise:

- Disturbance of bed and banks to reduce erosion risk/hazard
- Disturbance/damage to riparian areas
- Generation of bedload (gravel, sand, silt) and suspended sediment (fine silt and clay)
- Potential for localised flooding

4

Centre for Environmental Training cet



## Control Water Movement

- Divert all run-on water sources (may require temporary diversion of existing drains)
- Divert in-stream flows
  - Isolation barriers (small flows)
  - Cofferdams with gravity or pump by-pass (temporary)
  - By-pass channel (longer-term of medium flow channels)
- Appropriate consideration must be given to fish passage

6

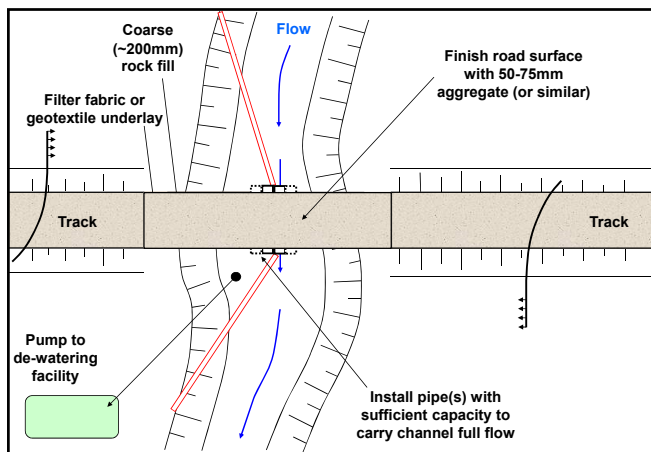
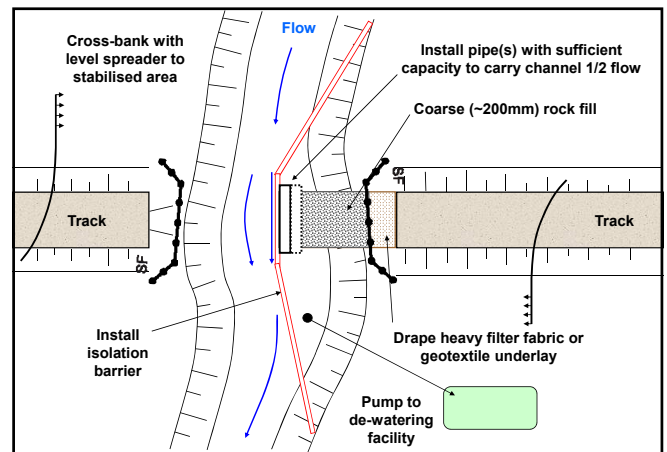
Centre for Environmental Training cet

## Isolation Barrier

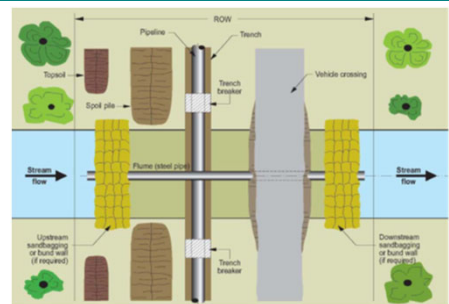


7

Centre for Environmental Training

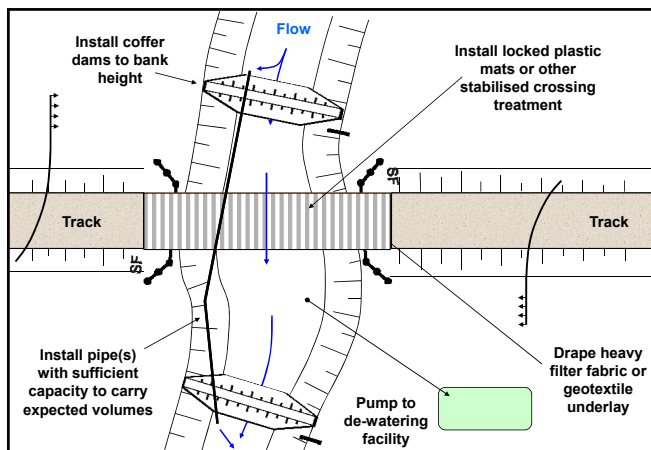


## Coffer Dam and Pipe By-pass




10

Centre for Environmental Training



## But be careful?????



12

Centre for Environmental Training

